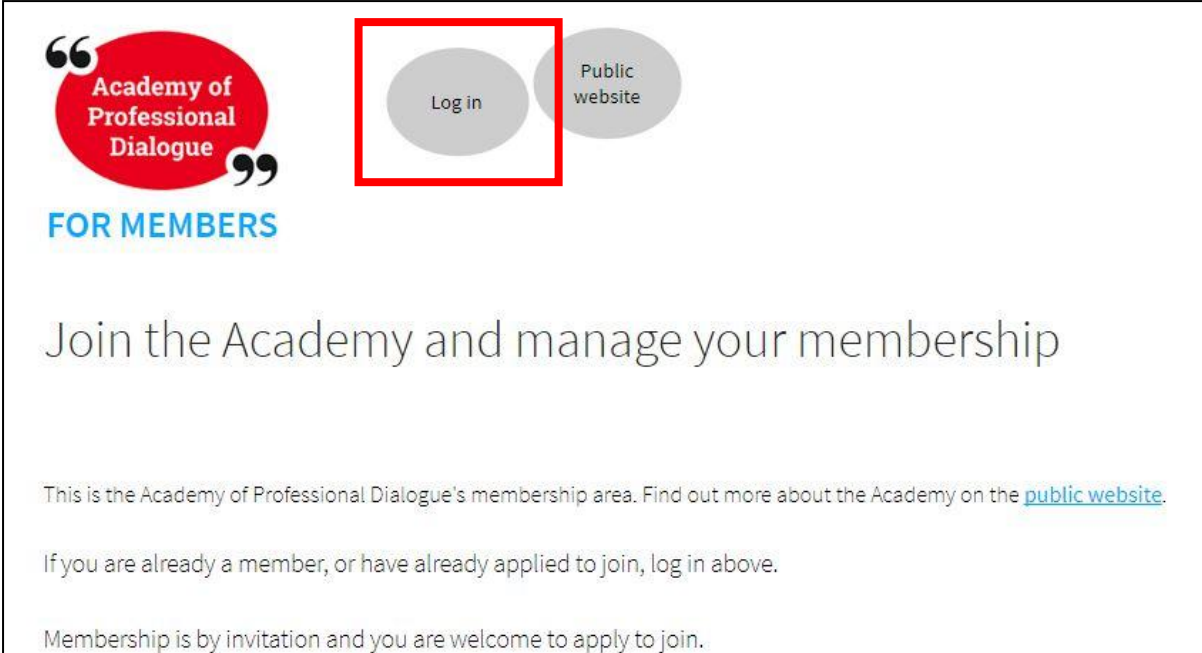
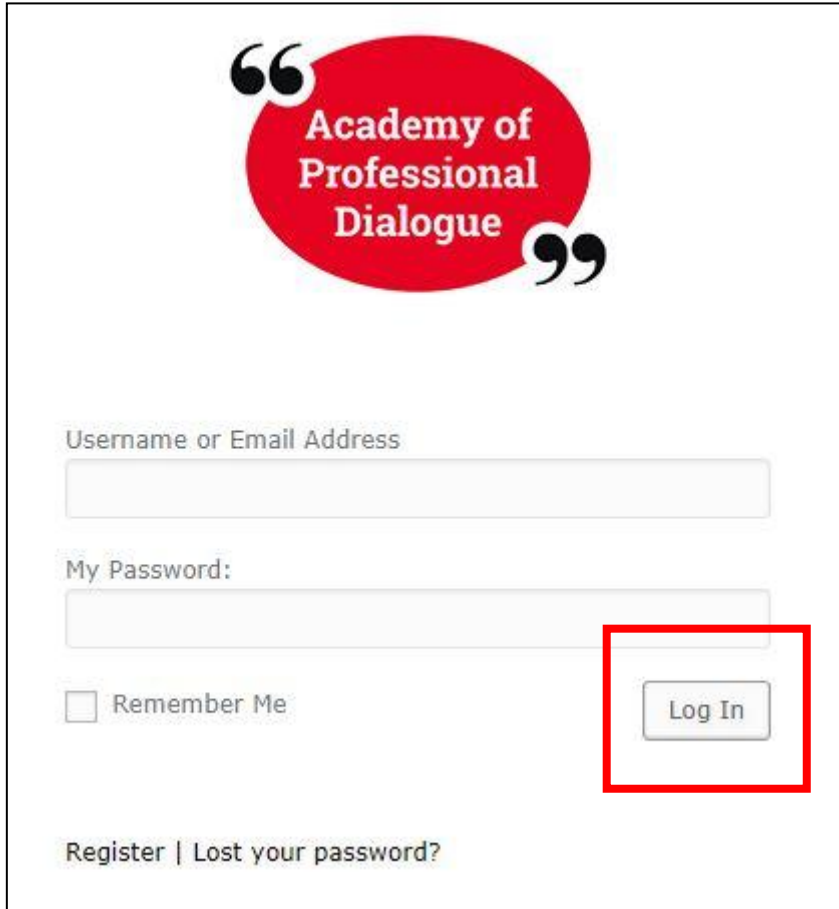


Step 1 - Go to [aofpd.org](http://aofpd.org) and click 'Log in'



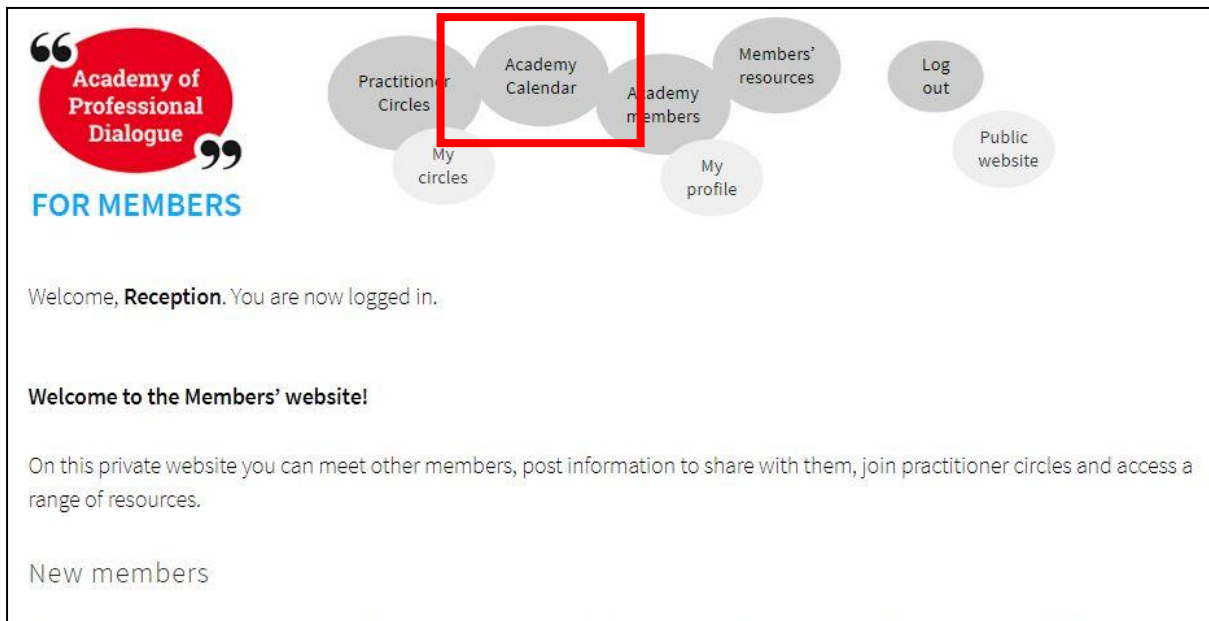
The screenshot shows the top navigation area of the Academy of Professional Dialogue website. On the left is the logo, which consists of a red speech bubble containing the text "Academy of Professional Dialogue" and the phrase "FOR MEMBERS" below it. To the right of the logo are two circular buttons: "Log in" and "Public website". The "Log in" button is enclosed in a red rectangular box. Below the navigation area, the main heading reads "Join the Academy and manage your membership". Underneath, there is a paragraph of text: "This is the Academy of Professional Dialogue's membership area. Find out more about the Academy on the [public website](#)." followed by "If you are already a member, or have already applied to join, log in above." and "Membership is by invitation and you are welcome to apply to join."

Step 2 - Enter your log in details and click 'Log In'



The screenshot displays the login form on the Academy of Professional Dialogue website. At the top is the logo, a red speech bubble with "Academy of Professional Dialogue" inside. Below the logo are two input fields: "Username or Email Address" and "My Password:". Under the password field is a checkbox labeled "Remember Me". To the right of the "Remember Me" checkbox is a "Log In" button, which is highlighted with a red rectangular box. At the bottom of the form, there are links for "Register" and "Lost your password?".

Step 3 - Click on Academy Calendar. Check the calendar and confirm you have the right time.



Step 4 - Click 'Join video meeting now' and follow the on screen instructions to download Zoom. Once downloaded you should be put into the call.

